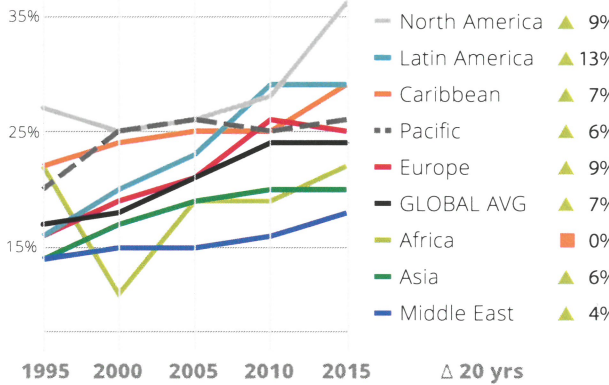
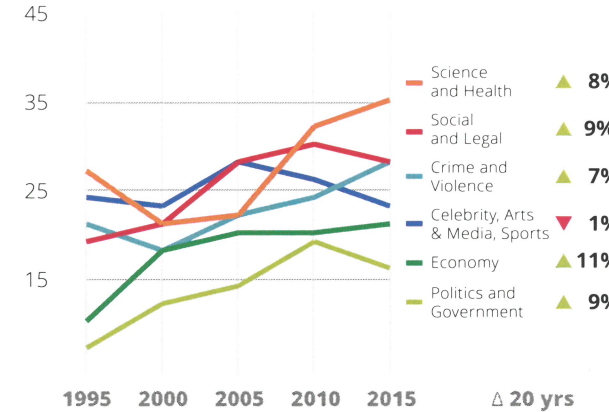


The Global Media Monitoring Project 2015 At A Glance

Overall presence of women in print, radio and television news, by region. 1995-2015 (see Table 11)

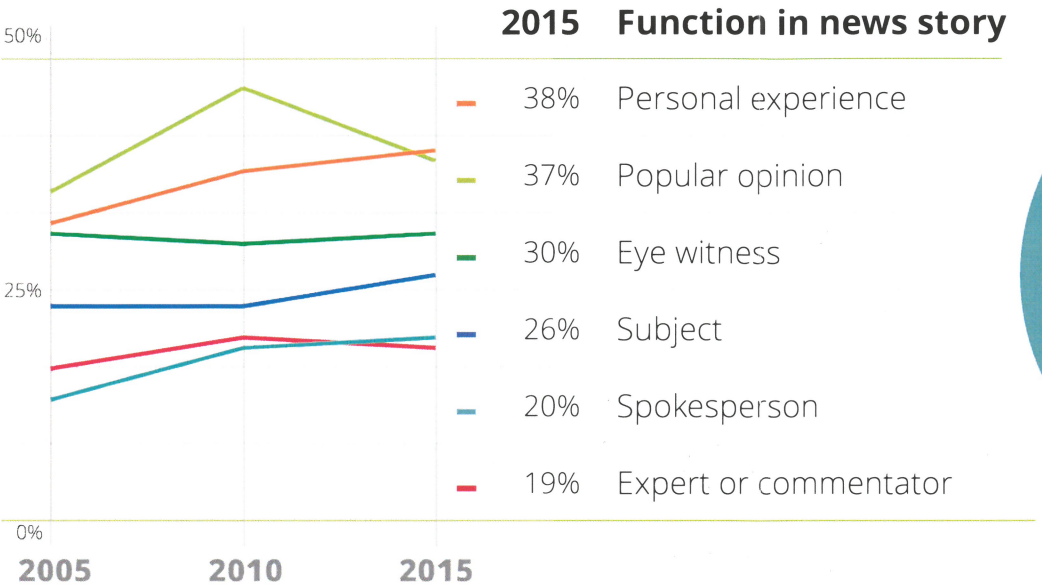


Overall presence of women in print, radio and television news, by major topic, by GMMP year. 1995-2015 (see Table 12)

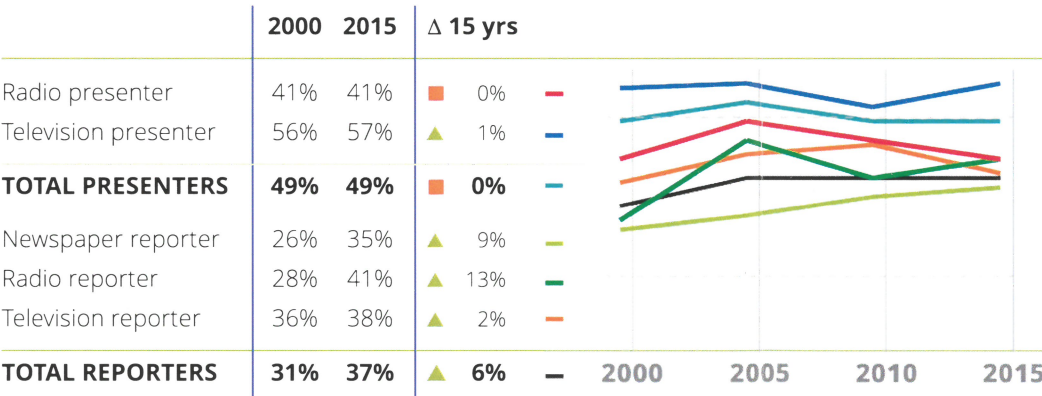


HIGHLIGHTS of FINDINGS


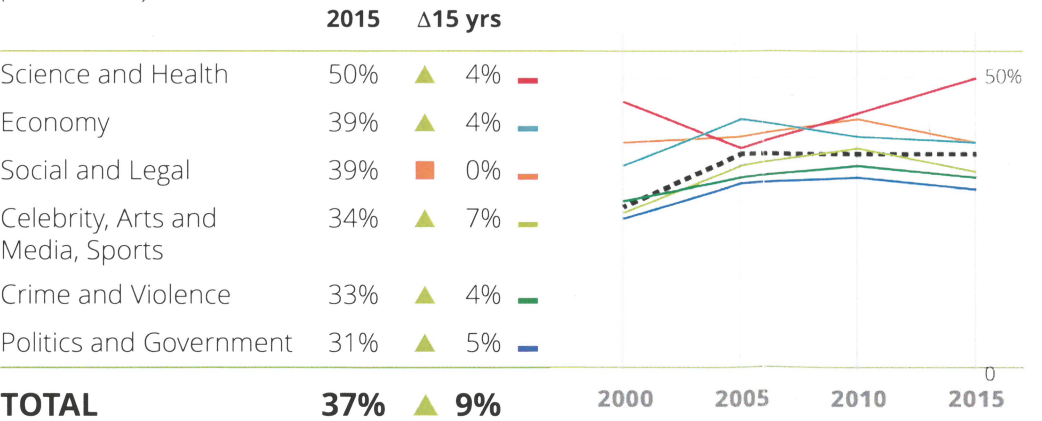
Functions of female news subjects. 2005-2015 (see Table 19)



Female reporters and presenters. 2000-2015 (see Table 35)



Stories by female reporters, by major topics. 2000-2015 (see Table 43)



Female reporters in the news, by region. 2000-2015 (see Table 40)

	2000	2015	Δ 15 yrs
Africa	24%	35%	▲ 11%
Asia	31%	31%	■ 0%
Caribbean	39%	44%	▲ 5%
Europe	34%	37%	▲ 3%
Latin America	27%	41%	▲ 14%
Middle East	34%	38%	▲ 4%
North America	36%	40%	▲ 4%
Pacific	43%	45%	▲ 2%
TOTAL	31%	37%	▲ 6%

Stories that clearly challenge gender stereotypes, by major topic. 2005-2015 (see Table 75)

	2005	2015	Δ 10 yrs
Politics and Government	3%	3%	■ 0%
Economy	1%	3%	▲ 2%
Science and Health	1%	5%	▲ 4%
Social and Legal	6%	4%	▼ 2%
Crime and Violence	2%	4%	▲ 2%
Celebrity, Arts and Media, Sports	2%	3%	▲ 1%
Other	5%	1%	▼ 4%
OVERALL	3%	4%	▲ 1%

Stories where issues of gender equality/inequality are raised by major topic. 2005-2015 (see Table 69)

